



## Trusted.

"We were lacking access to a reliable resource for research. NBC Learn has enabled us to give all students access to a dependable and trusted news source."

Judith Lea  
Director Student/Faculty Technology Training Center  
Northeast Alabama Community College

## Timely.

"NBC Learn provides our faculty and students with easy access to timely current events resources that are engaging, relevant, and dynamic."

Eric Kunnen  
Director of Distance Learning  
Grand Rapids Community College

## Teachable.

"NBC Learn breathes life into the past. The background information is spot-on, and the clips take the experience to the next level. This multimedia resource helps turn my history class into time travel."

David Cupp  
Assistant Professor  
School of Journalism and Mass Communication  
University of North Carolina at Chapel Hill

### Collection Highlights



# UTSA®

## NBC Learn

WWW.UTSA.EDU/OIT/NBCLEARN

The University of Texas at San Antonio  
ONLINE LEARNING  
(210)458-4057 • MS 1.03.08  
One UTSA Circle • San Antonio, TX 78249

NBC Learn can be accessed by navigating to <http://www.utsa.edu/oit/nbclearn> and clicking the orange “here” link. Login with your UTSA network credentials (myUTSA ID and passphrase). You can now browse and download the video clips in the repository.

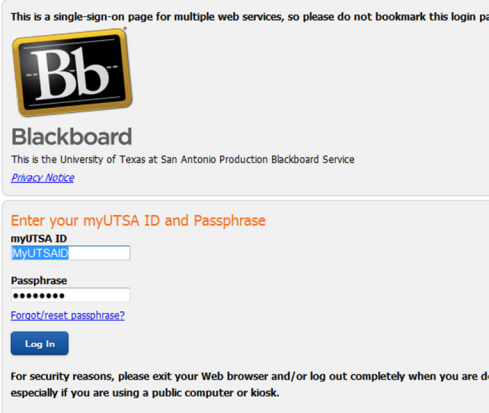
NBC Learn can also be used directly within Blackboard. NBC Learn integrates seamlessly with Blackboard Learn and lets you embed content directly in your course.

## HOW TO USE NBC LEARN WITH BLACKBOARD

1

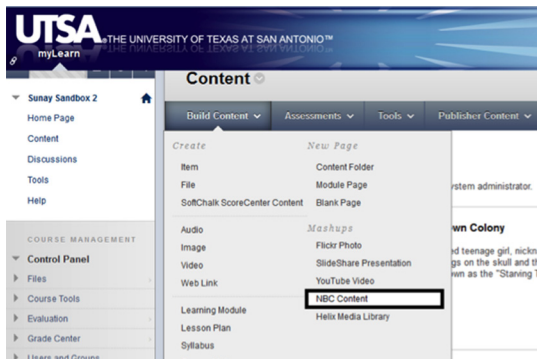
1. Log in to Blackboard and click on the course you want to add content to.

### UTSA Login to Blackboard Learn



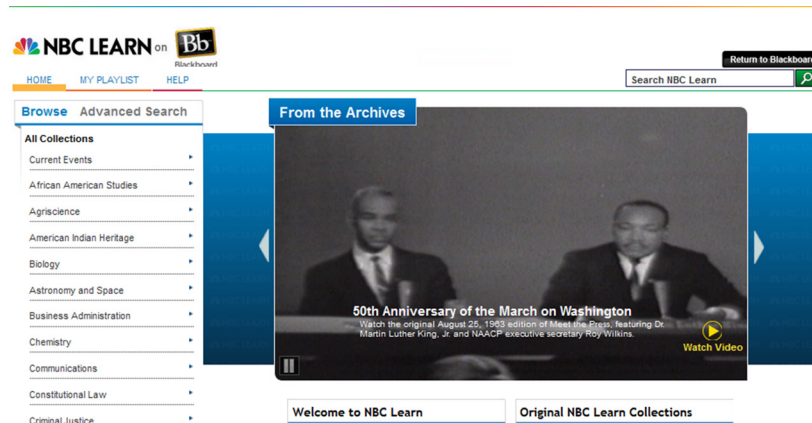
2

2. From the Build Content menu, select NBC Content.



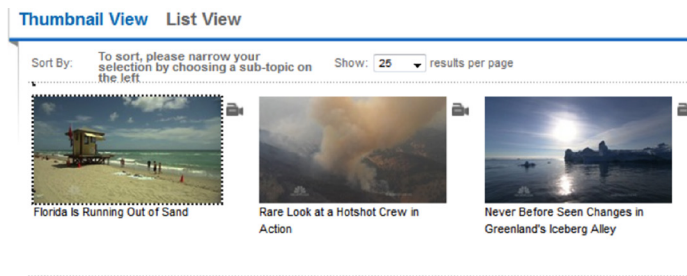
3

3. Your Blackboard course page will be replaced by the NBC Learn website. You can now find a video by either  
 a) browsing via the Subject Links on the left-hand side of the page  
 - or -  
 b) using the Search box on the right-hand side of the page to find items based on keywords.  
 If you want to return to Blackboard without choosing a video, simply click on the black Return to Blackboard button above the Search Bar.



4

4. Whichever options you choose will result in videos being displayed with thumbnails and a title for browsing and previewing.



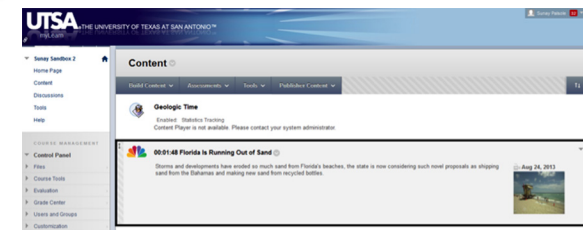
5

5. Select the video you want to use and click on the Embed button.



6

6. You will be taken back to Blackboard and the selected video will appear with the corresponding text within you content.



For any further questions  
 please contact Online Learning.  
 PHONE (210)458-4057  
 EMAIL [OnlineLearning@utsa.edu](mailto:OnlineLearning@utsa.edu)  
 OFFICE Located in MS 1.03.08  
 FIT Lab Located in MS 1.03.14